



MALDON DISTRICT
COUNCIL

Simplified Permit

Pollution Prevention and Control Act 1999
Environmental Permitting (England and Wales) Regulations 2010

Installation address:	Riverside Building Supplies Limited Riverside House Hall Road Heybridge Maldon Essex CM9 4NF
Operator:	Riverside Building Supplies Limited 3 Warners Mill Silks Way Braintree Essex CM7 3GB
Permit reference:	MLD/EPR/B/004

Permit Issued by:

Environment Services
Maldon District Council
Princes Road
Maldon
Essex
CM9 5DL

Telephone: (01621) 875817
Fax: (01621) 875899
Email: contact@maldon.gov.uk
Website: www.maldon.gov.uk

The Address for all correspondence in relation to this Permit

Contents

Introductory Note	iii
The installation and description of activities undertaken	iv
Permit	1
Operating Conditions	2
Emissions and monitoring	2
Silos where used	2
Storage of materials	2
Belt conveying where used	2
Loading, unloading and transport	3
Arrestment Equipment	3
Techniques to control fugitive emissions	3
Records and training	3
Best available techniques	3
Explanatory notes	4
Schedules:	
Schedule 1. Location Plan	
Schedule 2. Site Plan	

Status log

Detail	Date	Comment
<i>Application</i>	<i>13th August 2010</i>	<i>Duly made</i>
<i>Draft Permit</i>	<i>3rd December 2010</i>	
<i>Permit</i>	<i>30th December 2010</i>	<i>Issued</i>
<i>Draft Permit</i>	<i>12th September 2013</i>	<i>PG3/01(12) Simplified Permit</i>
<i>Permit</i>	<i>18th October 2013</i>	<i>Issued</i>

Introductory Note

This introductory note does not form part of your Environmental Permit conditions, however it does provide useful information about your obligations under the Environmental Permitting Regulations:

The following Permit is issued under Regulation 13(1) of the Environmental Permitting (England and Wales) Regulations 2010 (S.I 2010 No.675), (“the EPR”) to operate a scheduled installation carrying out an activity, or activities covered by the description in section 6.6B(a) of Part 2 to Schedule 1 of the EPR, to the extent authorised by the Permit.

Conditions within this Permit detail Best Available Techniques (BAT), for the management and operation of the installation, to prevent, or where that is not practicable, to reduce emissions.

In determining BAT, the Operator should pay particular attention to relevant sections of the LAPPC Process Guidance note (PG6/02(12)), and any other relevant guidance. Techniques include both the technology used and the way in which the installation is designed, built, maintained, operated and decommissioned.

Note that the Permit requires the submission of certain information to the Regulator, and in addition, the Regulator has the power to seek further information at any time under Regulation 60 of the EPR Regulations provided that the request is reasonable.

Public Registers

Information relating to Permits, including the application, is available on public registers in accordance with the EPR. Certain information may be withheld from the public registers where it is commercially confidential, or if it is in the interest of national security to do so.

Variations to the Permit

The Regulator may vary the Permit in the future, by serving a variation notice on the Operator. Should the Operator want any of the conditions of the Permit to be changed, a formal application must be submitted to the Regulator (the relevant forms are available from the Regulator). The Status Log that forms part of this introductory note will include summary details of this Permit, variations issued up to that point in time and state whether a consolidated version of the Permit has been issued.

Transfer of the Permit or part of the Permit

Before the Permit can be wholly or partially transferred to another Operator, an application to transfer the Permit has to be made jointly by the existing and proposed Operators. A transfer will not be approved if the Regulator is not satisfied that the proposed Permit holder will be the person having control over the operation of the installation, or will not comply with the conditions of the transferred Permit. In addition, if the Permit authorises the Operator to carry out a specified waste management activity, the transfer will not be approved if the Regulator does not consider the proposed Permit holder to be a ‘fit and proper person’ as required by the EPR.

Talking to us

Please quote the permit number if you contact the Regulator about this permit. To give a notification under any permit condition, please use the contact details on the cover of this permit.

Description of the installation and regulated activity

This description of the installation and the regulated activity are not environmental permit conditions, however they do provide useful information about the installation and the activities undertaken. It also provides a reference point in relation to any substantial or non-substantial changes.

Riverside Building supplies Limited operates a timber activity, including the manufacture of door linings, decking, cladding and skirting in softwood, MDF and hardwood, using a variety of woodworking machines prior to painting and, assembly (as required) and dispatch.

Woodworking activities undertaken include: sawing, moulding, planing, painting and waste wood shredding. Wood shavings and wood dust produced from the sawing, moulding and planing activities are extracted from the workshop using a pneumatic extraction system, incorporating air-handling plant with an exhaust flow rate of <math><300\text{m}^3/\text{min}</math> and bag filtration units for the filtration of exhaust air. Wood shavings and wood dust collected by the extraction and filtration system are stored prior to removal from site in a covered articulated lorry trailer. Waste or surplus wood off cuts are shredded in a chipping machine, and the resulting wood chippings fed through ducting with an integral 4kW fan. Collected chippings fall into a hopper via a rotary airlock and exhausted air is vented via three large diameter needlefelt filter socks. A cross cut saw in the paint shop also extracts directly into this extraction system.

Collected chippings are compressed into small briquettes for use as fuel in a hand fed Talbott T500 wood burning appliance. The heat produced from the burner provides workspace heating, and assists the drying of primed timber from the paint line. The waste combustion gasses vent to atmosphere via a dedicated chimney, which terminates 1m above the highest point of the workshop roof. The paint shop applies a water based primer, and waste waters are de-watered using flocculants prior to disposal in the foul sewer.

Schedule of plant and equipment	
Building / Area / Activity	Components / notes
Sawmill	Wood working equipment, including: <ul style="list-style-type: none"> ➤ Moulders. ➤ Over/under planer. ➤ Panel saws. ➤ Chipper/shredder.
Front yard * Key arrestment plant	Pneumatic extraction system, comprising: <ul style="list-style-type: none"> ➤ Fercell Engineering multi breather rotary discharge filter unit with an exhaust flow rate of <math><300\text{m}^3/\text{min}</math>* ➤ Articulated lorry wood shavings and wood dust collection and storage
Paint shop & prep area * Key arrestment plant	Semi-automatic paint line and de-watering plant. Pneumatic extraction system, comprising: <ul style="list-style-type: none"> ➤ Waste wood chipper. ➤ Airplants chip transfer system and filter unit with an exhaust flow rate of <math><300\text{m}^3/\text{min}</math>. ➤ Votecs briquette plant. Talbott T500 hand fired heater: <ul style="list-style-type: none"> ➤ Stainless steel flue terminating approximately 1m above building height Wood working equipment, including: <ul style="list-style-type: none"> ➤ Cross cut saw.

Environmental Permit



Permit Reference Number:

MLD/EPR/B/004

Maldon District Council ("the Regulator") in exercise of its powers under Regulation 13(1) of the Environmental Permitting (England and Wales) Regulations 2010 (SI 2010 No 675) (as amended), hereby authorises **Riverside Building Supplies Limited** ("the Operator").

Of/ whose Registered Office is:

Riverside Building Supplies Limited
3 Warners Mill
Silks Way
Braintree
Essex CM7 3GB

Company registration number: **04145156**

to operate an installation at:

Riverside Building Supplies Limited
Riverside House
Hall Road
Heybridge
Maldon
Essex CM9 4NF

The Operator is authorised to carry out the following activities* to the extent authorised by and subject to the conditions of this Permit.

1. Manufacturing products wholly or mainly of wood at any works if the activity involves a relevant activity and the throughput of the works in any 12-month period is likely to be more than 10,000 cubic metres in the case of works at which wood is only sawn, or wood is sawn and subjected to excluded activities, or 1,000 cubic metres in any other case Section 6.6B(a) 'Timber Activities' of the Environmental Permitting (England and Wales) Regulations 2010.

This Permit shall be subject to replacement, variation or amendment as may be considered appropriate by Maldon District Council, at any time, according to the provisions of Regulation 20 of the EPR.

- * This Permit is given in relation to the requirements of the Environmental Permitting Regulations. It must not be taken to replace any responsibilities you may have under Workplace Health and Safety legislation. Nothing in this Permit grants or implies any consent under the Town and Country Planning Act.

Signed



Dated this day

18th October 2013

Shirley Hall
Environmental Health Manager
The Authorised Officer for this purpose

Conditions

The following are Environmental Permit conditions and are legal requirements.

Emissions and monitoring

1. No visible particulate matter shall be emitted beyond the installation boundary.
2. The emission requirements and methods and frequency of monitoring set out in Table 1 shall be complied with. Sampling shall be representative.

Any monitoring display required for compliance with the permit shall be visible to operating staff at all times. Corrective action shall be taken immediately if any periodic monitoring result exceeds a limit in Table 1, or if there is a malfunction or breakdown of any equipment which might increase emissions. Monitoring shall be undertaken or repeated as soon as possible thereafter and a brief record shall be kept of the main actions taken.

3. All plant and equipment capable of causing, or preventing, emissions and all monitoring devices shall be calibrated and maintained in accordance with the manufacturer's instructions. *Records shall be kept of such maintenance.*

Silos *where used*

4. Wood dust shall only be stored within the wood dust silo(s). Silos shall be filled at a rate that does not pressurise the silo.
5. Dust emissions from loading or unloading vehicles used for wood dust storage shall be minimised by the use of trailers equipped with on-board filtration systems. Wood dust transport systems must be turned off when connecting or disconnecting transfer lines to storage vehicles. Storage vehicles shall be filled at a rate that does not over pressurise the container.
6. Silos and bulk containers of dusty materials shall not be overfilled and there shall be an overfilling alarm.
7. Displaced air from pneumatic transfer shall pass through abatement plant prior to emission to air.

Storage of materials

8. Dusty materials (including dusty wastes) shall only be stored in covered containers or as detailed on the plan attached to this permit and shall be subject to suppression and management techniques to minimise dust emissions.

Belt conveying *where used*

9. All dusty materials, including wastes, shall be conveyed using covered or enclosed conveyors. All transfer points shall be covered or enclosed.

Loading, unloading and transport

10. Where pneumatic or enclosed handling systems are required, depends on particle size, moisture content etc. The transportation and handling of wood dust and wood particles shall be carried out using pneumatic or enclosed handling systems
11. When wood dust is moved using on site transport, it shall be held in covered or enclosed containers.
12. No potentially dusty materials (including wastes) shall leave the site other than by use of enclosed containers or covered vehicles

Arrestment Equipment

13. Replace all filter media every 4 years, or at a frequency agreed with the regulator provided that the Operator can demonstrate that filter media is changed before failure or in accordance with manufacturer's instructions.

Techniques to control fugitive emissions

14. Select according to visible dust potential of each process building. The fabric of process buildings shall be maintained so as to minimise visible dust emissions.

Records and training

15. Written or computer records of all tests and monitoring shall be kept by the operator for at least 24 months. They, and a copy of all manufacturer's instructions referred to in this permit, shall be made available for examination by the Council. *Records shall be kept of operator inspections, including those for visible and odorous emissions.*
16. Staff at all levels shall receive the necessary training and instruction to enable them to comply with the conditions of this permit. Records shall be kept of relevant training undertaken.

Best available techniques

17. The best available techniques shall be used to prevent or, where that is not practicable, reduce emissions from the installation in relation to any aspect of the operation of the installation which is not regulated by any other condition of this permit.
18. If the operator proposes to make a change in operation of the installation, he must, at least 14 days before making the change, notify the regulator in writing. The notification must contain a description of the proposed change in operation. It is not necessary to make such a notification if an application to vary this permit has been made and the application contains a description of the proposed change. In this condition 'change in operation' means a change in the nature or functioning, or an extension, of the installation, which may have consequences for the environment.

Interpretations and Explanatory Notes

These interpretations and explanatory notes does not form part of your Environmental Permit conditions, however they do provide useful information about the Environmental Permitting Regulations:

In relation to this Permit, the following expressions shall have the following meanings:

<i>“Activity”</i>	An activity listed in Part 2 of Schedule 1 to the EP Regulations which will form part of an EP installation or be a mobile plant
<i>“The EPR / EP Regulation”</i>	Means the Environmental Permitting (England and Wales) Regulations 2010 S.I. 2010 No.675 (as amended) and words and expressions defined in the EPR shall have the same meanings when used in this Permit save to the extent they are explicitly defined in this Permit.
<i>“Change in Operation”</i>	In relation to an installation or mobile plant, a change in its nature or functioning or an extension which may have consequences for the environment.
<i>“Enforcement notice”</i>	A notice served by a local authority to enforce compliance with the permit conditions or require remediation of any harm following a breach of any condition.
<i>“Installation”</i>	A stationary technical unit where one or more activities listed in Part 2 of Schedule 1 to the EP Regulations are carried out and any other location on the same site where any other directly-associated activities are carried out, and any activities that are technically linked. The terms ‘regulated facility’ and ‘installation’ are, in effect, interchangeable for A(2) and B activities.
<i>“Operator”</i>	The person who has control over the operation of the installation/regulated facility (EP Regulation 7).
<i>“Permit”</i>	A permit granted under EP Regulation 13 by a local authority allowing the operation of an installation subject to certain conditions.
<i>“Pollution”</i>	Any emission as a result of human activity which may be harmful to human health or the quality of the environment, cause offence to any human senses, result in damage to material property, or impair or interfere with amenities and other legitimate uses of the environment (EP Regulation 2(1)).
<i>“Revocation notice”</i>	A notice served by the Regulator under EP regulation 22 revoking all or part of a permit.
<i>“Permitted Installation”</i>	Means the activities and the limits to those activities described in this Permit.
<i>“Monitoring”</i>	Includes the taking and analysis of samples, instrumental measurements (periodic and continual), calibrations, examinations, tests and surveys.
<i>“MCERTS”</i>	Means the Environment Agency’s Monitoring Certification Scheme.
<i>“Fugitive Emission”</i>	Means an emission to air or water (including sewer) from the Permitted installation that is not controlled by an emission limit imposed by a condition of this Permit.
<i>“Regulator”</i>	Means any officer of Maldon District Council who is authorised under Section 108(1) of the Environment Act 1995 to exercise, in accordance with the terms of any such authorisation, any power specified in Section 108(1) of that Act.
<i>“Best Available Techniques (BAT)”</i>	<p>Best available techniques means the most effective and advanced stage in the development of activities and their methods of operation which indicates the practical suitability of particular techniques for providing in principle the basis for emission limit values designed to prevent, and where that is not practical, generally to reduce emissions and the impact on the environment as a whole.</p> <p>For those purposes: "Available techniques" means those techniques which have been developed on a scale which allows implementation in the relevant industrial sector, under economically and technically viable conditions, taking into consideration the cost and advantages, whether or not the techniques are used or produced inside the United Kingdom, as long as they are reasonably accessible to the Operator;</p> <p>"Best" means, in relation to techniques, the most effective in achieving a high general level of protection of the environment as a whole;</p> <p>"Techniques" includes both the technology used and the way in which the installation is designed, built, maintained, operated and decommissioned. Schedule 2 of the Regulations shall have effect in relation to the determination of best available techniques.</p>

Where any condition of this Permit refers to the whole or parts of different documents, in the event of any conflict between the wording of such documents, the document with the most recent publication date shall be taken to be the most appropriate document to be used.

Any person who is aggrieved by the conditions attached to a Permit can appeal to the Secretary of State for Environment, Food & Rural Affairs. Appeals must be received by the Secretary of State no later than 6 months from the date of the decision (the date of the Permit).

Appeals relating to installations in England should be received by the Secretary of State for Environment, Food & Rural Affairs. The address is as follows;

The Planning Inspectorate
Environment Team, Major and Specialist Casework
Room 4/04 – Kite Wing
Temple Quay House
2 The Square
Temple Quay
Bristol, BS1 PN

The appeal must be in the form of a written notice or letter stating that the person wishes to appeal and listing the condition(s) which is/are being appealed against. The following five items must be included;

- (a) A statement of the ground of appeal;
- (b) A copy of any relevant application;
- (c) A copy of any relevant Permit;
- (d) A copy of any relevant correspondence between the person making the appeal (“the appellant”) and the Council;
- (e) A statement indicating whether the appellant wishes the appeal to be dealt with.
 - By a hearing attended by both parties and conducted by an inspector appointed by the Secretary of State; or
 - By both parties sending the Secretary of State written statements of their case (and having the opportunity to comment upon one another’s statements).


At the same time, the notice of appeal and documents (a) and (e) must be sent to the Council, and the person making the appeal should inform the appropriate Secretary of State that this has been done.


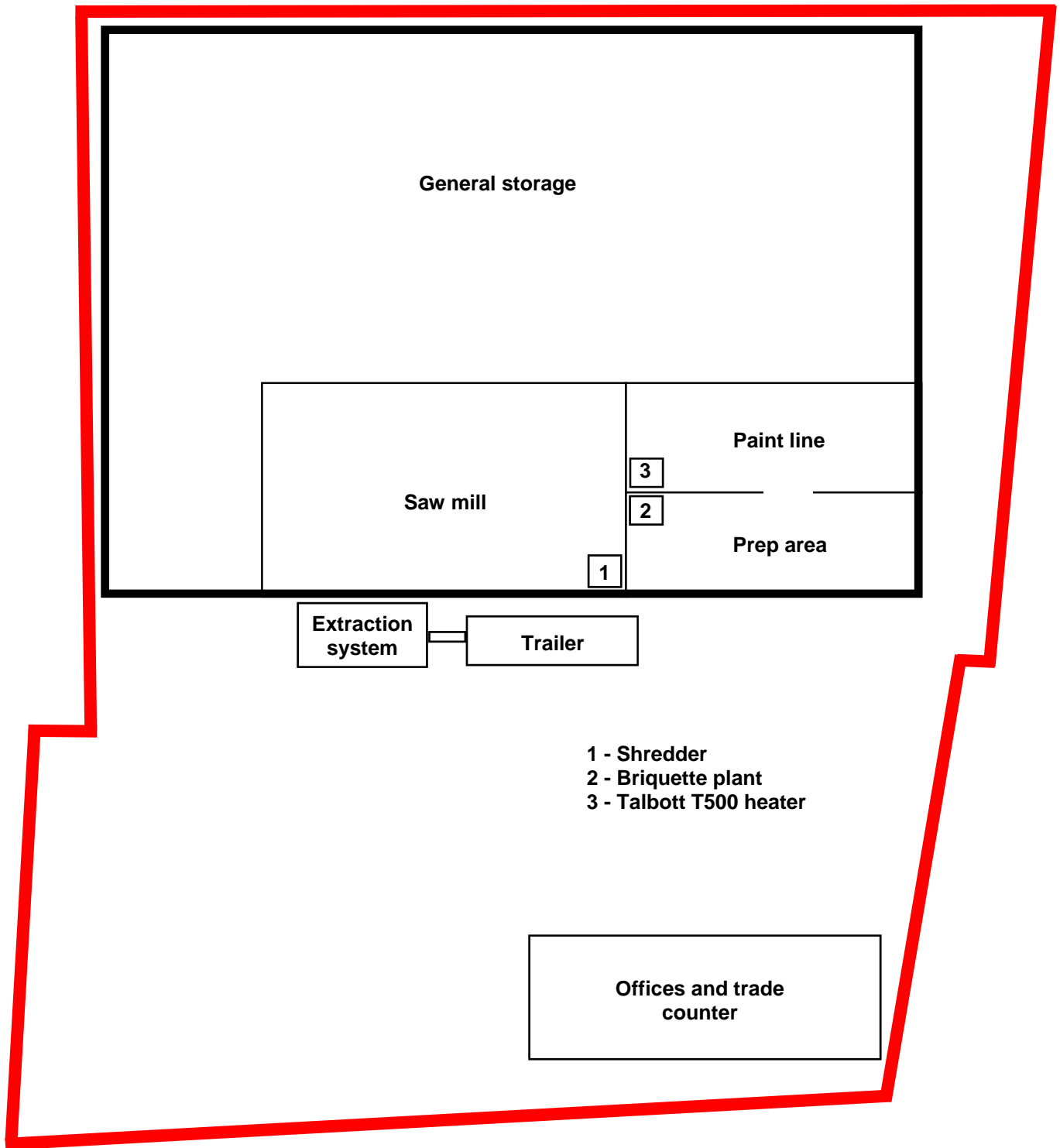
- An appeal will not suspend the effect of the conditions appealed against; the conditions must still be complied with.
- In determining an appeal against one or more conditions, the Act allows the Secretary of State in addition to quash any of the other conditions not subject to the appeal and to direct the local authority to either vary any of these conditions or to add new conditions.

Table 1 - Emission limits, monitoring and other provisions

Row	Substance	Source	Emission limits/provisions	Type of monitoring	Monitoring frequency
1	Particulate matter	Whole Site	No visible emission	Visual observations Particular attention should be paid to areas where vehicles are filled with wood waste and wood dust	On start-up and on at least two more occasions during the working day
2	Particulate matter	Arrestment plant (not cyclones) designed with exhaust flow rate >300m ³ /min	No visible emission	Visual observations	On start-up and on at least two more occasions during the working day
3	Particulate matter	Arrestment plant (not cyclones) designed with exhaust flow rate <300m ³ /min	No visible emission	Visual observations	At least daily
4	Particulate matter	Cyclones	No visible emissions	Continuous indicative monitoring devices with visual and audible alarms which activate on cyclone malfunction and which indicate e.g. blockages (data logging should not normally be necessary).	Continuous to show arrestment equipment is functioning correctly
5	Particulate matter and smoke	Combustion processes (see also Note d)	No visible smoke and must not exceed Ringelmann Shade 1 as described in British Standard BS 2742.	Visual observations	On start-up and on at least two more occasions during the working day
6	Droplets, persistent mist and fume	All emissions to air (other than steam or condensed water vapour)	No droplets No persistent mist No persistent fume	Visual observations	On start-up and on at least two more occasions during the working day
<p>Notes:</p> <p>*All periodic monitoring results shall be checked by the operator on receipt and sent to the Council within 8 weeks of the monitoring being undertaken.*</p> <p>a) All periodic monitoring shall be over a period that shall be representative and shall use standard methods.</p> <p>b) The emission limits do not apply during start-up and shut down. All emissions shall be kept to a minimum during these periods.</p> <p>c) Row 5 does not apply to any combustion process using fuel manufactured from waste in appliances with a net rated thermal input greater than 0.4MW – the provisions of PG Note 1/12 apply.</p> <p>d) Where the plant is discharging to the external atmosphere.</p>					



 <p>MALDON DISTRICT COUNCIL</p>	Site	Riverside Building Supplies Limited		
	Project	Simplified Permit Variation		
	Drawing	Schedule 1	Permit No.	MLD/EPR/B/004
	Date	12 th September 2013	Scale	Not to scale



Site

Riverside Building Supplies Limited

Project

Simplified Permit Variation

Drawing

Schedule 2

Permit No.

MLD/EPR/B/004

Date

12th September 2013

Scale

Not to scale